risen

Hyper-ion™

Heterojunction Hyper-ion Series Bifacial Module

RSM132-8-700-715BHDG

Hyper-link Interconnection

Patented Technology

700-715 Wp

Power Output Range

23.0 %

Higher Efficiency

0~+3%

Positive Power Tolerance

- No B-O caused LID
- Ultra-high bifacial factor
- Ultra-high power generation,ultra-low carbon emission
- Most stable power temperature coefficient
- Lead technology of metallization process
- Excellentanti-LID &anti-PID performance

ISO9001
ISO14001
ISO45001
IEC62941

★As there are different certification requirements in different markets, please contact your local Risen Energy sales representative for the specific certificates applicable to the products in the region in which the products are to be used.

LINEAR PERFORMANCE WARRANTY

15 years product warranty / 30 years linear power warranty

0.3% Annual Degradation over 30 years

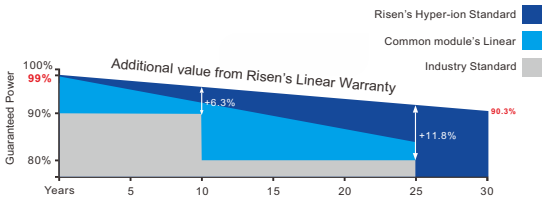

★Please check the valid version of Limited Product Warranty which is officially released by Risen Energy Co., Ltd

Dimensions of PV Module

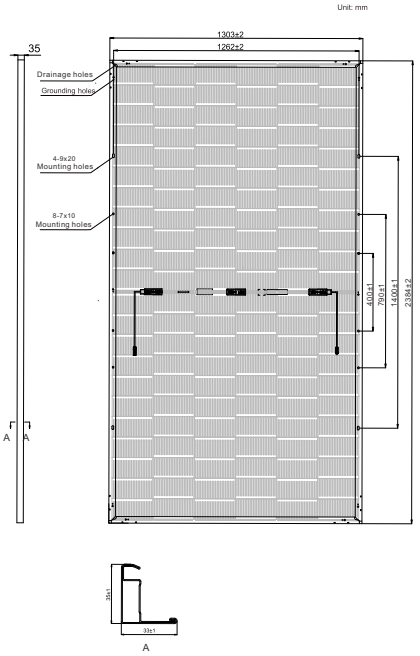

*Note: For specific dimensions and tolerance ranges, please refer to the corresponding detailed module drawings.

RSM132-8-710BHDG

I-V characteristics at different irradiations

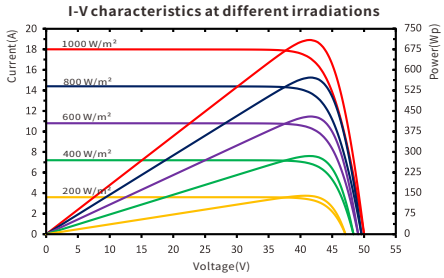

I-V characteristics at different temperatures

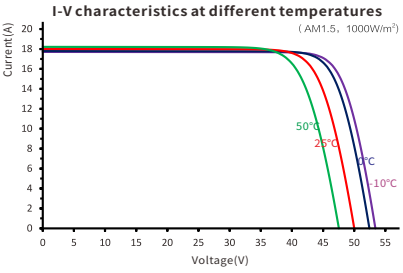

PACKAGING CONFIGURATION

	40ft(HQ)
Number of modules per container	558
Number of modules per pallet	31
Number of pallets per container	18
Packaging box dimensions (LxWxH) in mm	1320×1120×2520
Box gross weight[kg]	1284

ELECTRICAL DATA (STC)

Model Type	RSM132-8-700-715BHDG			
Rated Power in Watts-Pmax(Wp)	700	705	710	715
Open Circuit Voltage-Voc(V)	49.83	49.92	50.01	50.09
Short Circuit Current-Isc(A)	17.82	17.91	18.00	18.10
Maximum Power Voltage-Vmpp(V)	41.78	41.86	41.93	42.00
Maximum Power Current-Impp(A)	16.77	16.86	16.95	17.05
Module Efficiency (%) ★	22.5	22.7	22.9	23.0

STC: Irradiance 1000 W/m², Cell Temperature 25°C, Air Mass AM1.5 according to EN 60904-3.
Bifacial factor: 85±10(%) ★ Module Efficiency (%): Rounding to the nearest number

Electrical characteristics with 10% rear side power gain

Total Equivalent power -Pmax (Wp)	770	776	781	787
Open Circuit Voltage-Voc(V)	49.83	49.92	50.01	50.09
Short Circuit Current-Isc(A)	19.60	19.70	19.80	19.91
Maximum Power Voltage-Vmpp(V)	41.78	41.86	41.93	42.00
Maximum Power Current-Impp(A)	18.45	18.55	18.65	18.76

Rear side power gain: The additional gain from the rear side compared to the power of the front side at the standard test condition. It depends on mounting (structure, height, tilt angle etc.) and albedo of the ground.

ELECTRICAL DATA (NMOT)

Model Type	RSM132-8-700-715BHDG			
Maximum Power-Pmax (Wp)	534.5	538.5	542.3	546.2
Open Circuit Voltage-Voc (V)	46.69	46.78	46.86	46.93
Short Circuit Current-Isc (A)	14.61	14.68	14.76	14.84
Maximum Power Voltage-Vmpp (V)	39.07	39.14	39.21	39.27
Maximum Power Current-Impp (A)	13.68	13.76	13.83	13.91

NMOT: Irradiance at 800 W/m², Ambient Temperature 20°C, Wind Speed 1 m/s.

MECHANICAL DATA

Solar cells	*n*-type HJT
Cell configuration	132 cells (6×11+6×11)
Module dimensions	2384×1303×35mm (93.86×51.30×1.38 in)
Weight	40kg (88.18 lb)
Superstrate	2.0mm(0.08 in), High Transmission, AR Coated Heat Strengthened Glass
Substrate	2.0mm(0.08 in), Heat Strengthened Glass
Frame	High strength alloy steel
J-Box	Potted, IP68, 1500VDC, 3 Schottky by pass diodes
Cables	4.0mm², 350mm(13.78 in)(+), 230mm(9.06 in)(-), connector Included, or customized length
Connector	PV-SY02/Others
Maximum mechanical test load	5400 Pa (front) / 2400 Pa (back), under certain installation method

TEMPERATURE & MAXIMUM RATINGS

Nominal Module Operating Temperature (NMOT)	43°C±2°C
Temperature Coefficient of Voc	-0.22%/°C
Temperature Coefficient of Isc	0.047%/°C
Temperature Coefficient of Pmax	-0.24%/°C
Operational Temperature	-40°C~+85°C
Maximum System Voltage	1500VDC
Max Series Fuse Rating	35A
Limiting Reverse Current	35A

THE POWER OF RISING VALUE

risen

RISEN ENERGY CO., LTD.
Tashan Industry Zone, Meilin, Ninghai 315609,Ningbo | PRC
Tel: +86-574-59953239
Fax: +86-574-59953599
E-mail: marketing@risen.com
Website: www.risen.com

CAUTION: READ SAFETY AND INSTALLATION INSTRUCTIONS BEFORE USING THE PRODUCT.

© 2025 Risen Energy. All rights reserved. Contents included in this datasheet are subject to change without notice. No special undertaking or warranty for the suitability of special purpose or being installed in extraordinary surroundings is granted unless as otherwise specifically committed by manufacturer in contract document.

Version:REM132-BHDG-0BB-EN-H1-1-2025